

Students' Feed Back Form Analysis

Students' Feed Back Form Analysis
2020-21

Mechanism of the Feedback Analysis:

A mechanism of quantification based on the analysis of student feedback is adopted, using parameters related to a variety of items like the Course, Library, Support service and the Teachers in particular. In quest of some sort of objectivity, only the outgoing 3rdyear students of each Department are called upon to respond to the questionnaire, severally.

Analysis of the Course and the Departments:

The questionnaire relates to the Course, Library, Support Service and the Teachers. Each question has 4 options - A, B, C, and D. A as verbally demonstrated to the students, stands for Excellent, B for Very Good, C for Good and D for Fair. The questionnaire involves a multiplicity of items and issues like learning value of the course, its depth and applicability, the infrastructure of a department and its academic ambience. The method quantification employed has a number of steps undertaken serially.

- Step 1: Calculating the percentage of grade-response to each question asked about the course of a department.
- Step 2: The pooled average is calculated in terms of percentage, as in Step 1, thus determining an overall percentage of responses to each grade for a specific parameter. This gives us a sense of the combined proportion of D for Very Good/Strongly Agree, C for Good/Agree, B for satisfactory/neither agree nor disagree and A for unsatisfactory/disagree for each of the parameters (items).
- Step-3: Pie chart/Bar Diagrams/3D Pyramid chart are prepared for all the questionnaires on the basis Students' response.

Overall ratings of Students feedback have been formulated as $(\sum \text{ of ratings/number of total questions})$ and separate Pie chart/Bar Diagrams/3D Pyramid chart have also been prepared.








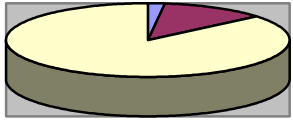
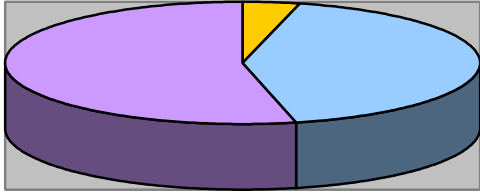
STUDENTS' FEEDBACK ON TEACHERS

(Ratings)

A. Disagree B. NEITHER AGREE NOR DISAGREE C. AGREE D. STRONGLY AGREE

SL NO	Details	A	B	C	D
1	The teacher completes the entire syllabus in time		2	31	67
2	The teacher discusses, topics and interacts sufficiently with us in the class		2	21	71
3	The teacher communicates clearly and inspires me through his teaching		4	67	29
4	The teacher is punctual in class		1	80	19
5	The teacher comes well prepared in the class		0	21	79
6	The teacher encourages participation and discussion in class		3	35	62
7	The teacher uses modern teaching aids, power point presentations' web resources etc		12	55	33
8	Teacher's attitude towards the student is affectionate & helpful		2	12	86
	Σ of ratings		30	342	428
	Over all ratings of Students feedback on Teachers (Σ of ratings/8)		3.75	42.75	53.5

ANALYSIS AT A GLANCE THROUGH 3D PIE CHART

<p style="text-align: center;">The teacher completes the entire syllabus in time</p> <div style="text-align: center;">  <div style="border: 1px solid black; padding: 5px; width: fit-content; margin-left: auto; margin-right: auto;"> <ul style="list-style-type: none"> Neither Agree nor Disagree agree Strongly Agree </div> </div>	<p style="text-align: center;">The teacher discusses, topics and interacts sufficiently with us in the class</p> <div style="text-align: center;">  <div style="border: 1px solid black; padding: 5px; width: fit-content; margin-left: auto; margin-right: auto;"> <ul style="list-style-type: none"> Neither Agree nor Disagree agree Strongly Agree </div> </div>
<p style="text-align: center;">The teacher communicates clearly and inspires me by his teaching</p> <div style="text-align: center;">  <div style="border: 1px solid black; padding: 5px; width: fit-content; margin-left: auto; margin-right: auto;"> <ul style="list-style-type: none"> Neither Agree nor Disagree agree Strongly Agree </div> </div>	<p style="text-align: center;">The teacher is punctual in class</p> <div style="text-align: center;">  <div style="border: 1px solid black; padding: 5px; width: fit-content; margin-left: auto; margin-right: auto;"> <ul style="list-style-type: none"> Neither Agree nor Disagree agree Strongly Agree </div> </div>
<p style="text-align: center;">The teacher comes well prepared in the class</p> <div style="text-align: center;">  <div style="border: 1px solid black; padding: 5px; width: fit-content; margin-left: auto; margin-right: auto;"> <ul style="list-style-type: none"> Neither Agree nor Disagree agree Strongly Agree </div> </div>	<p style="text-align: center;">The teacher encourages participation and discussion in class</p> <div style="text-align: center;">  <div style="border: 1px solid black; padding: 5px; width: fit-content; margin-left: auto; margin-right: auto;"> <ul style="list-style-type: none"> Neither Agree nor Disagree agree Strongly Agree </div> </div>
<p style="text-align: center;">The teacher uses modern teaching aids , power point presentation web resources etc</p> <div style="text-align: center;">  <div style="border: 1px solid black; padding: 5px; width: fit-content; margin-left: auto; margin-right: auto;"> <ul style="list-style-type: none"> Neither Agree nor Disagree agree Strongly Agree </div> </div>	<p style="text-align: center;">Teacher's attitude towards the student is affectionate & helpful</p> <div style="text-align: center;">  <div style="border: 1px solid black; padding: 5px; width: fit-content; margin-left: auto; margin-right: auto;"> <ul style="list-style-type: none"> Neither Agree nor Disagree agree Strongly Agree </div> </div>
<p style="color: green; font-weight: bold;">Overall ratings of Students feedback on Teachers</p>	
<div style="display: flex; justify-content: center; align-items: center;">  <div style="border: 1px solid black; padding: 5px; margin-left: 20px;"> <ul style="list-style-type: none"> Neither Agree nor Disagree agree Strongly Agree </div> </div>	

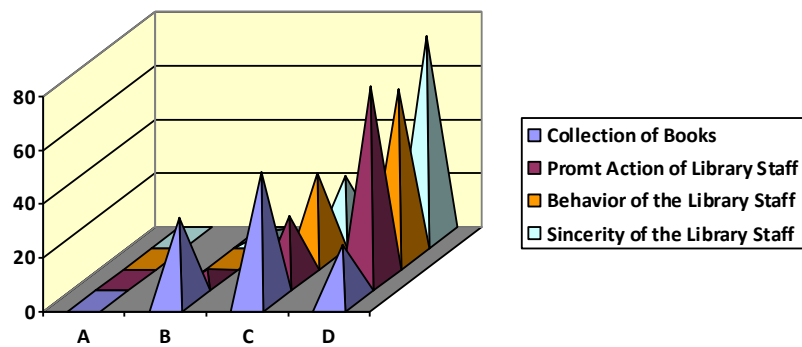
STUDENTS OVERALL EVALUATION OF LIBRARY SERVICES

(Ratings)

A. Unsatisfactory B. Satisfactory C. Good D. Very good

Sl no	Details	A	B	C	D
1	Collection of books and journals	0	26	50	24
2	Prompt action of library staff	0	4	24	72
3	Behavior of the library staff	0	0	26	74
4	Sincerity of the library staff	0	2	23	75

ANALYSIS OF LIBRARY SERVICES THROUGH 3D PYRAMID CHART



OVERALL EVALUATION OF DIFFERENT SUPPORT SERVICES AND COLLEGE INFRASTRUCTURE

(RATINGS)

A. Unsatisfactory B. Satisfactory C. Good D. Very good

Sl no	Details	A	B	C	D
1	Principal's office অধ্যক্ষের দপ্তর	0	3	11	86
2	Accounts and cash office হিসাব ও অর্থ দপ্তর	0	14	31	53
3	Behavior of office staff দপ্তরের কর্মীদের ব্যবহার	2	15	33	50
4	Sports ক্রীড়া	14	31	44	11
5	Gymnasium ব্যায়ামাগার	9	34	41	16
6	NSS জাতীয় সেবা প্রকল্প	0	5	35	60
7	Counseling cell পরামর্শ বিভাগ	0	8	31	61
8	Medical Aid (First Aid etc) চিকিৎসা পরিষেবা (প্রাথমিক চিকিৎসা ইত্যাদি)	0	7	29	66
9	Drinking Water পানীয় জল	0	7	20	73
10	Health and hygiene স্বাস্থ্য ও পরিচ্ছন্নতা	2	17	55	26
11	Canteen ভোজনালয়	4	26	49	21
12	Common room কমনরুম	1	7	34	58
	Σ of ratings	32	181	413	574
	Overall ratings of Students feedback on different support services and college infrastructure (Σ of ratings/12)	2.66	15.08	34.41	47.83

ANALYSIS OF DIFFERENT SUPPORT SERVICES AND COLLEGE INFRASTRUCTURE AT A GLANCE THROUGH BAR CHART

A. Unsatisfactory B. Satisfactory C. Good D. Very good

